

RECREATION CENTERS OF SUN CITY WEST INC.  
Monthly Golf Statistics



## December Golf Report Highlights

---

December rounds were below last year by 137 rounds (\*this includes Member, Guests, Public, and Comp player types ...excludes golf employees in count).

---

July 1- Dec 31 cumulative rounds were below last year (by 500 rounds or -.5 %). Year-end estimate is 285,626 total rounds.

---

YTD: Regulation courses were down by 930 rounds vs. prior year. Executive courses were up by 430 rounds vs. prior year rounds

---

For July 1- Dec 31 YTD, Unlimited Card sales are down by 9 cards vs. prior year. Kachina Card sales are up by 18 cards vs. prior year, and Coyote Card sales are down by 30 cards vs. prior year.

---

YTD between July 1- Dec 31 Prime time rounds are over prior year by 16 Rounds

---

For July 1- Dec 31 YTD in FY 2018, there were 559 keys sold. There were 611 driving range keys sold in Prior year. Key was introduced in October of FY 2017

---

YTD (from July 1- Dec 31), in Public category, Golf Rounds were Down by 2,636

---

YTD (from July 1- Dec 31), in Public category, Golf Payments for rounds were Down by \$ 45,125

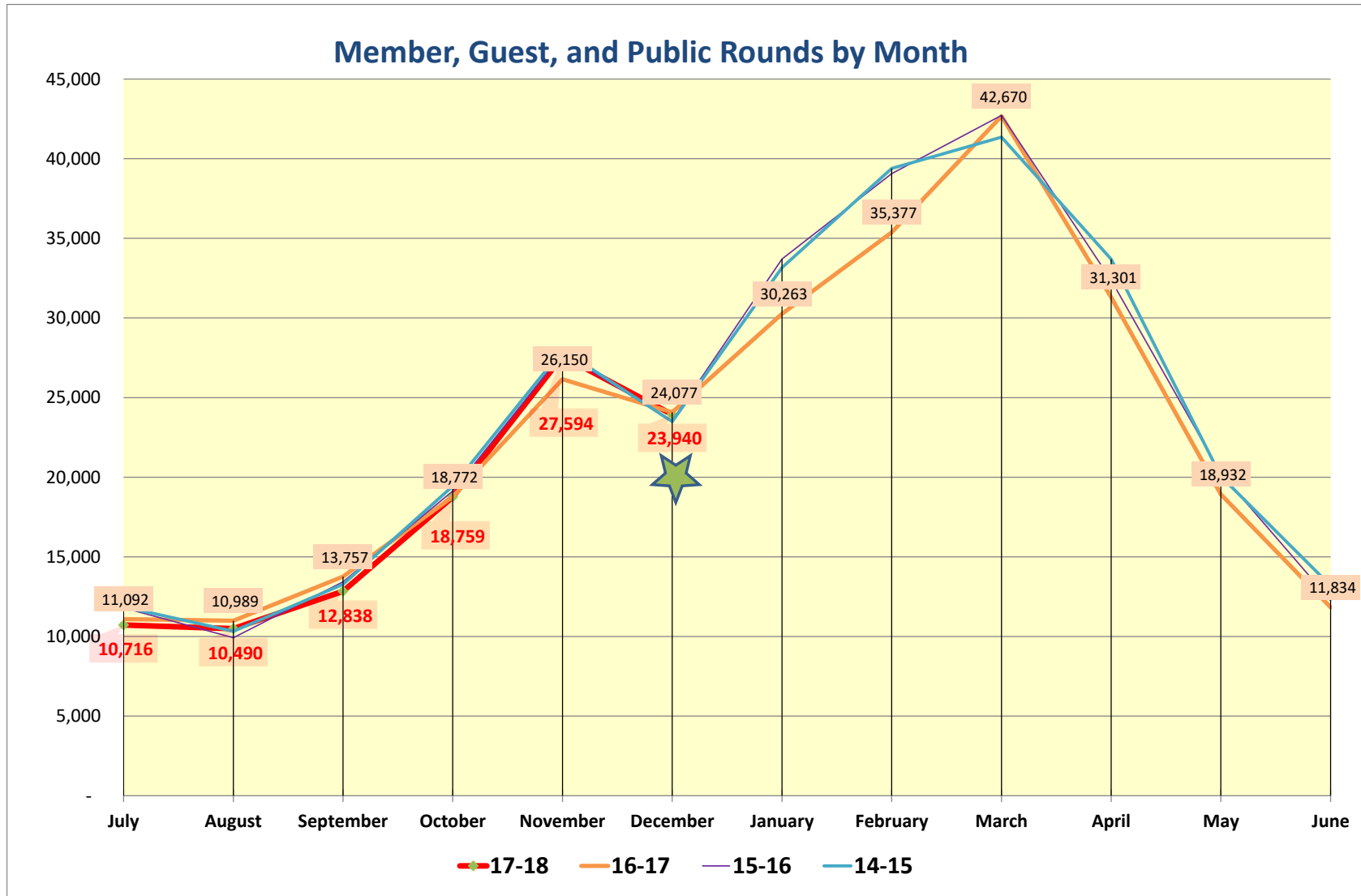
---

See charts that follow for further details

---

RECREATION CENTERS OF SUN CITY WEST INC.  
Monthly Golf Statistics

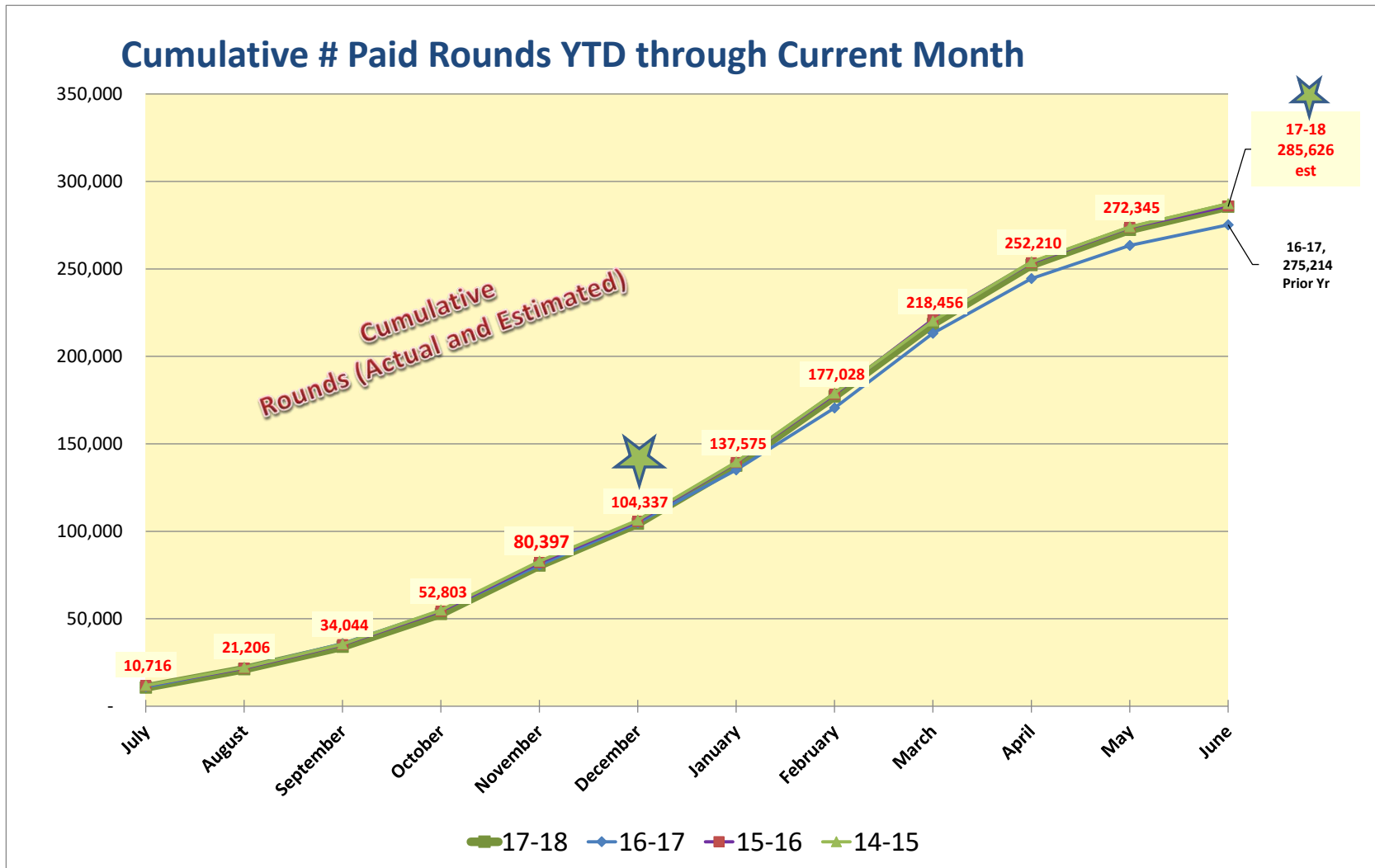
December rounds were below last year by 137 rounds (\*this includes Member, Guests, Public, and Comp player types ...excludes golf employees in count).



RECREATION CENTERS OF SUN CITY WEST INC.  
Monthly Golf Statistics

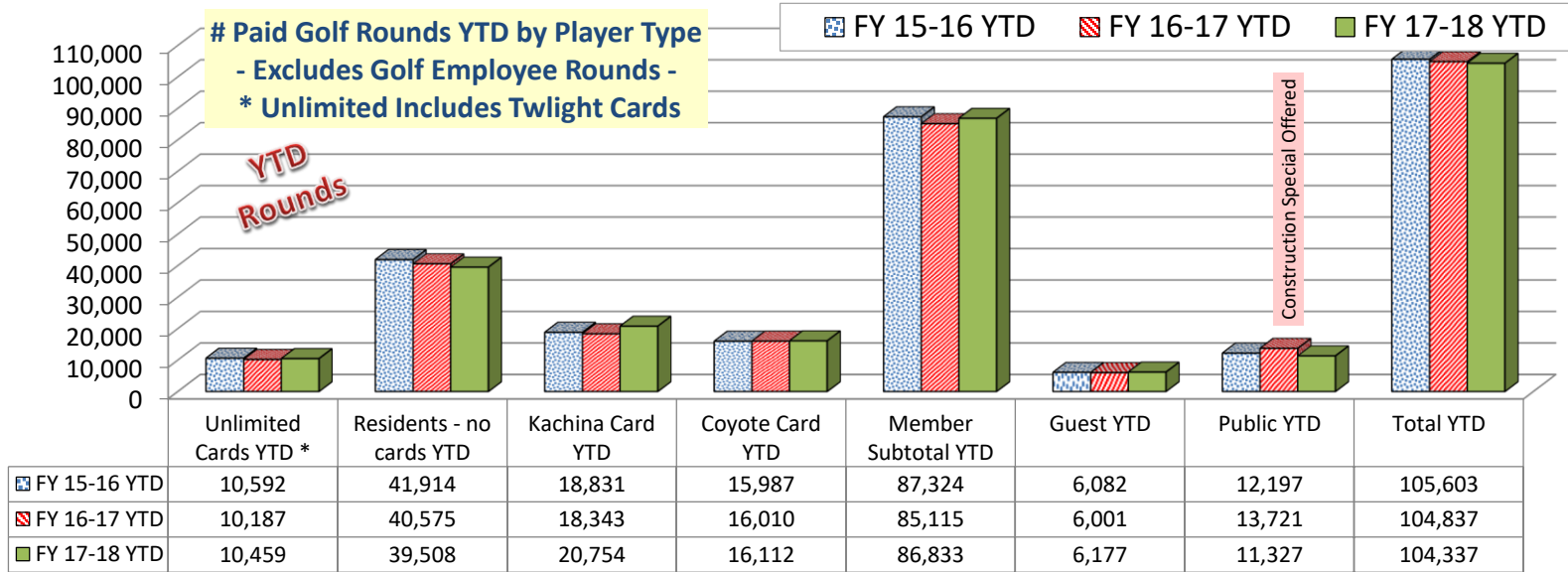
**July 1- Dec 31 cumulative rounds were below last year (by 500 rounds or -.5 %). Year-end estimate is 285,626 total rounds.**

**YTD: Regulation courses were down by 930 rounds vs. prior year. Executive courses were up by 430 rounds vs. prior year rounds**



RECREATION CENTERS OF SUN CITY WEST INC.  
Monthly Golf Statistics

July 1- Dec 31, total rounds are 104,337. This is Down from prior year by 500

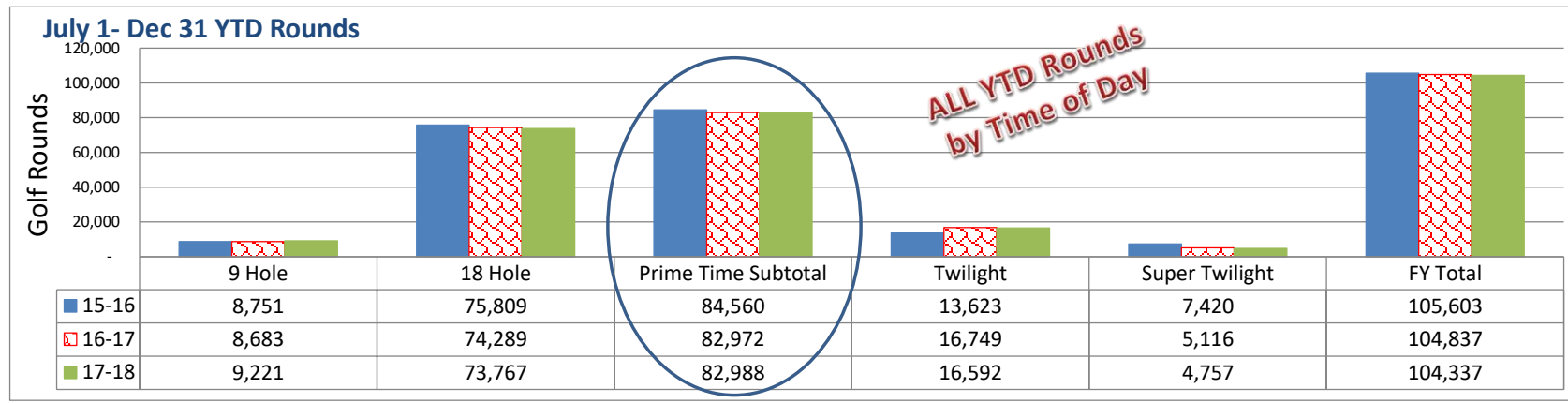


	Unlimited Cards YTD *	Residents - no cards YTD	Kachina Card YTD	Coyote Card YTD	Member Subtotal YTD	Guest YTD	Public YTD	Total YTD
<b>YTD Current vs. Prior year</b>	Up 272	Down (1,067)	Up 2,411	Up 102	Up 1,718	Up 176	Down (2,394)	Down (500)

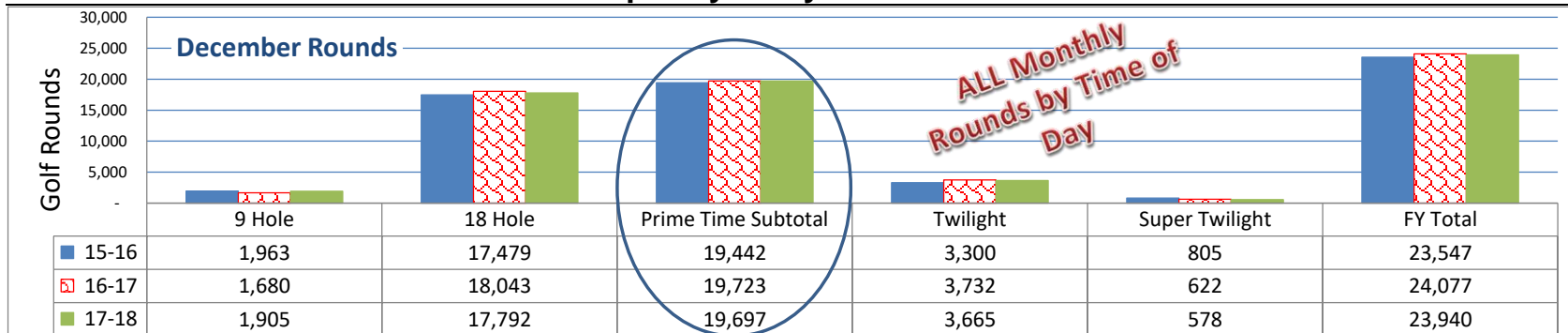
<b>Rounds in December</b>	Unlimited Cards *	Residents - no cards	Kachina Card	Coyote Card	Member Subtotal	Guest	Public	Total
15-16 Dec	1,906	10,202	3,473	4,032	19,613	1,667	2,267	23,547
16-17 Dec	1,866	9,834	3,786	4,193	19,679	1,851	2,547	24,077
17-18 Dec	2,052	9,714	4,170	4,097	20,033	1,854	2,053	23,940
<b>Month Var - Prior Year</b>	186	(120)	384	(96)	354	3	(494)	(137)

RECREATION CENTERS OF SUN CITY WEST INC.  
Monthly Golf Statistics

**YTD between July 1- Dec 31 Prime time rounds are over prior year by 16 Rounds**

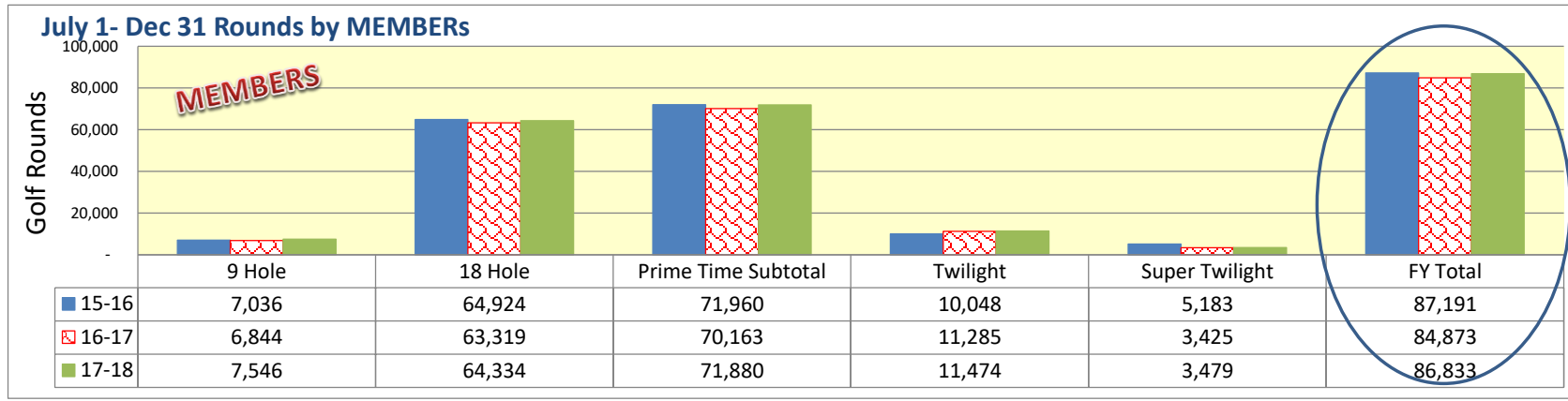


**December Prime time rounds are under prior year by 26 Rounds**

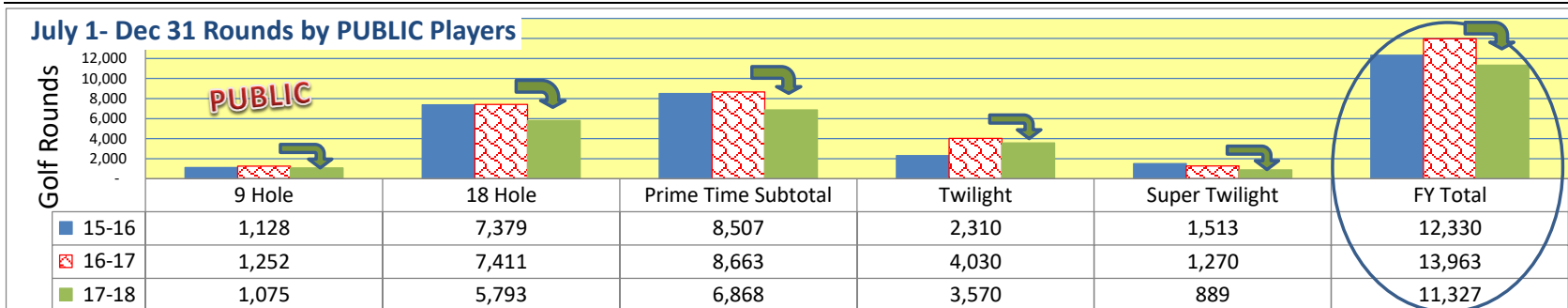


RECREATION CENTERS OF SUN CITY WEST INC.  
Monthly Golf Statistics

**YTD between July 1- Dec 31, Total Member Rounds compared to prior year, were over by 1,960**



**YTD between July 1- Dec 31, Total Public Rounds compared to prior year, was under by -2,636**



RECREATION CENTERS OF SUN CITY WEST INC.  
Monthly Golf Statistics

**Due to the closure of Grandview this year, Round count was zero in July, August, and September. Public Rounds on Grandview in prior year were 2044**

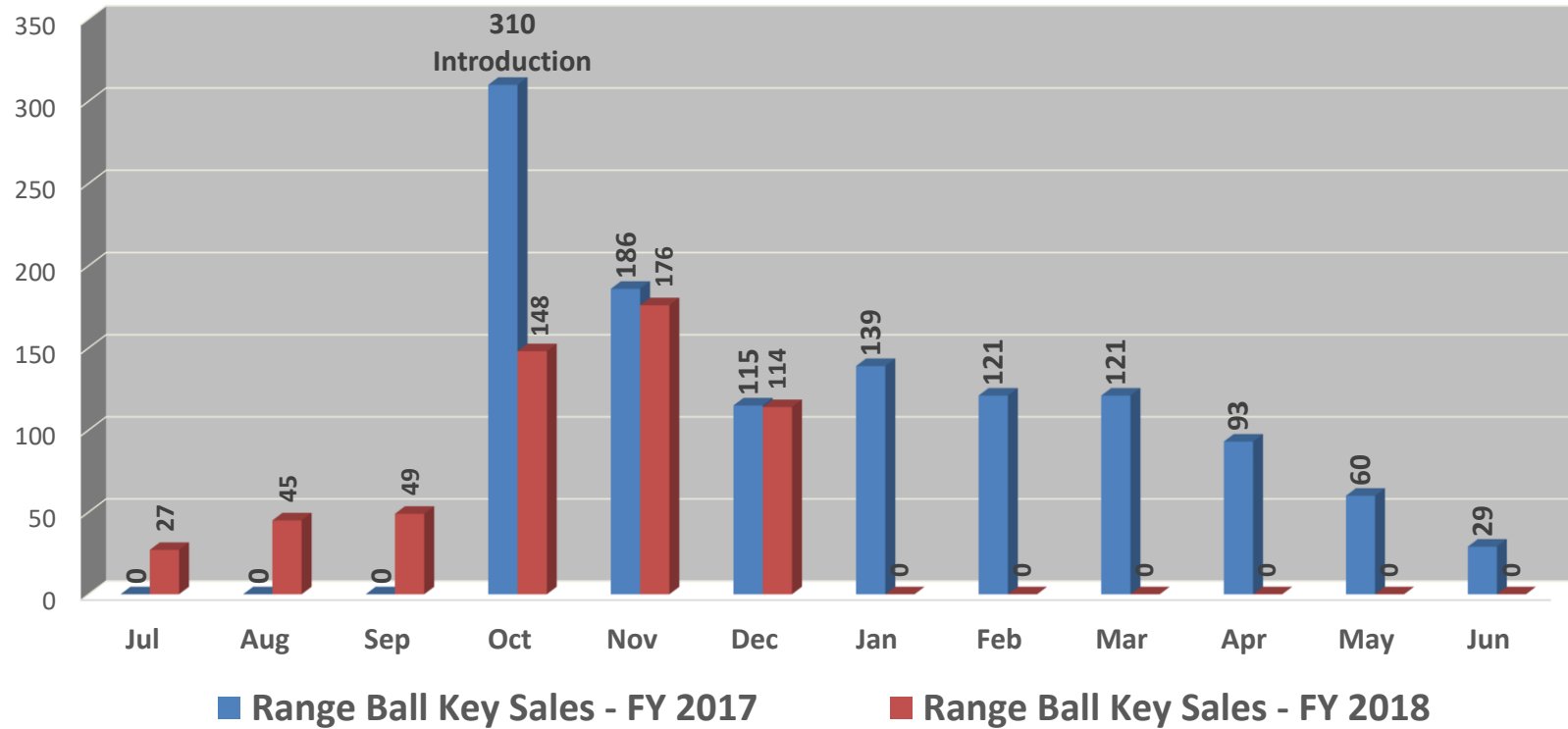
**Grandview typically draws Public Players from Sun City Grand. The second highest draw is Deer Valley which draws many public players from Corte Bella.**

	July		Aug		Sept		Total for months	
	FY 16-17	FY 17-18	FY 16-17	FY 17-18	FY 16-17	FY 17-18	FY 16-17	FY 17-18
<u>Deer Valley</u> Public Rnds	546	471	437	263	458	496	1,441	1,230
<u>Trail Ridge</u> Public Rnds	385	400	374	290	305	441	1,064	1,131
<u>Pebblebrook</u> Public Rnds		492		421	309	517	309	1,430
<u>Grandview</u> Public Rnds	791		503		750		2,044	0
<b>Total for Months Shown</b>	<b>1,722</b>	<b>1,363</b>	<b>1,314</b>	<b>974</b>	<b>1,822</b>	<b>1,454</b>	<b>4,858</b>	<b>3,791</b>

RECREATION CENTERS OF SUN CITY WEST INC.  
Monthly Golf Statistics

For July 1- Dec 31 YTD in FY 2018, there were 559 keys sold. There were 611 driving range keys sold in Prior year. Key was introduced in October of FY 2017

Number of Driving Range Discount Keys Sold by month





RECREATION CENTERS OF SUN CITY WEST INC.  
Monthly Golf Statistics

For July 1- Dec 31 YTD, Unlimited Card sales are down by 9 cards vs. prior year. Kachina Card sales are up by 18 cards vs. prior year, and Coyote Card sales are down by 30 cards vs. prior year.

