

RECREATION CENTERS OF SUN CITY WEST INC.
Monthly Golf Statistics



October Golf Report Highlights

October rounds were below last year by 13 rounds (*this includes Member, Guests, Public, and Comp player types ...excludes golf employees in count).

July 1- Oct 31 cumulative rounds were below last year (by 1,807 rounds or -3.4 %). Year-end estimate is 285,570 total rounds.

YTD: Regulation courses were down by 1,534 rounds vs. prior year. Executive courses were down by 273 rounds vs. prior year rounds

For July 1- Oct 31 YTD, Unlimited Card sales are up by 1 cards vs. prior year. Kachina Card sales are up by 17 cards vs. prior year, and Coyote Card sales are down by 24 cards vs. prior year.

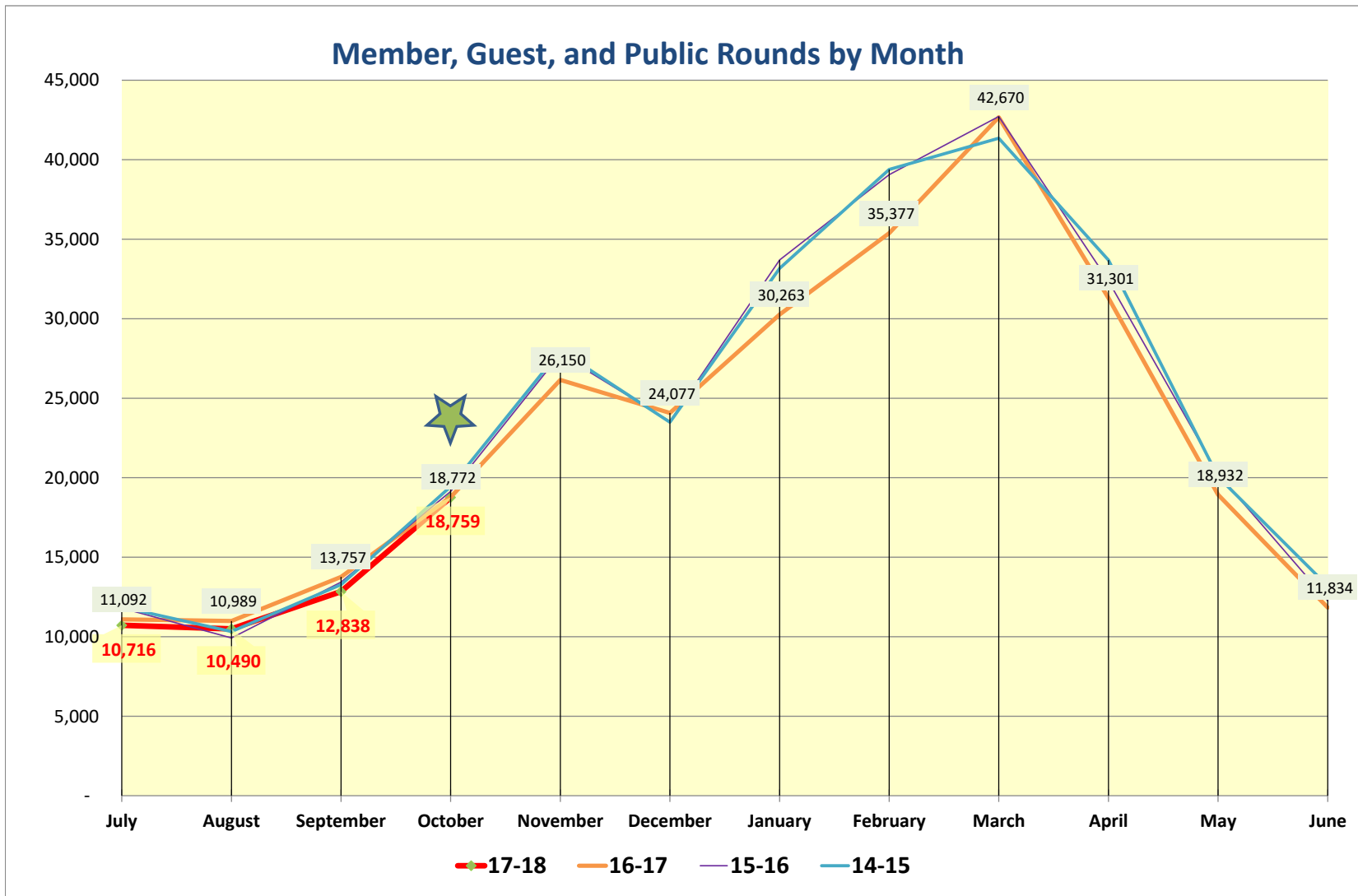
YTD between July 1- Oct 31 Prime time rounds are under prior year by 553 Rounds

For July 1- Oct 31 YTD in FY 2018, there were 269 driving range keys sold. This key provides a discount on purchases of buckets of balls. Key was introduced in October of FY 2017

See charts that follow for further details

RECREATION CENTERS OF SUN CITY WEST INC.
Monthly Golf Statistics

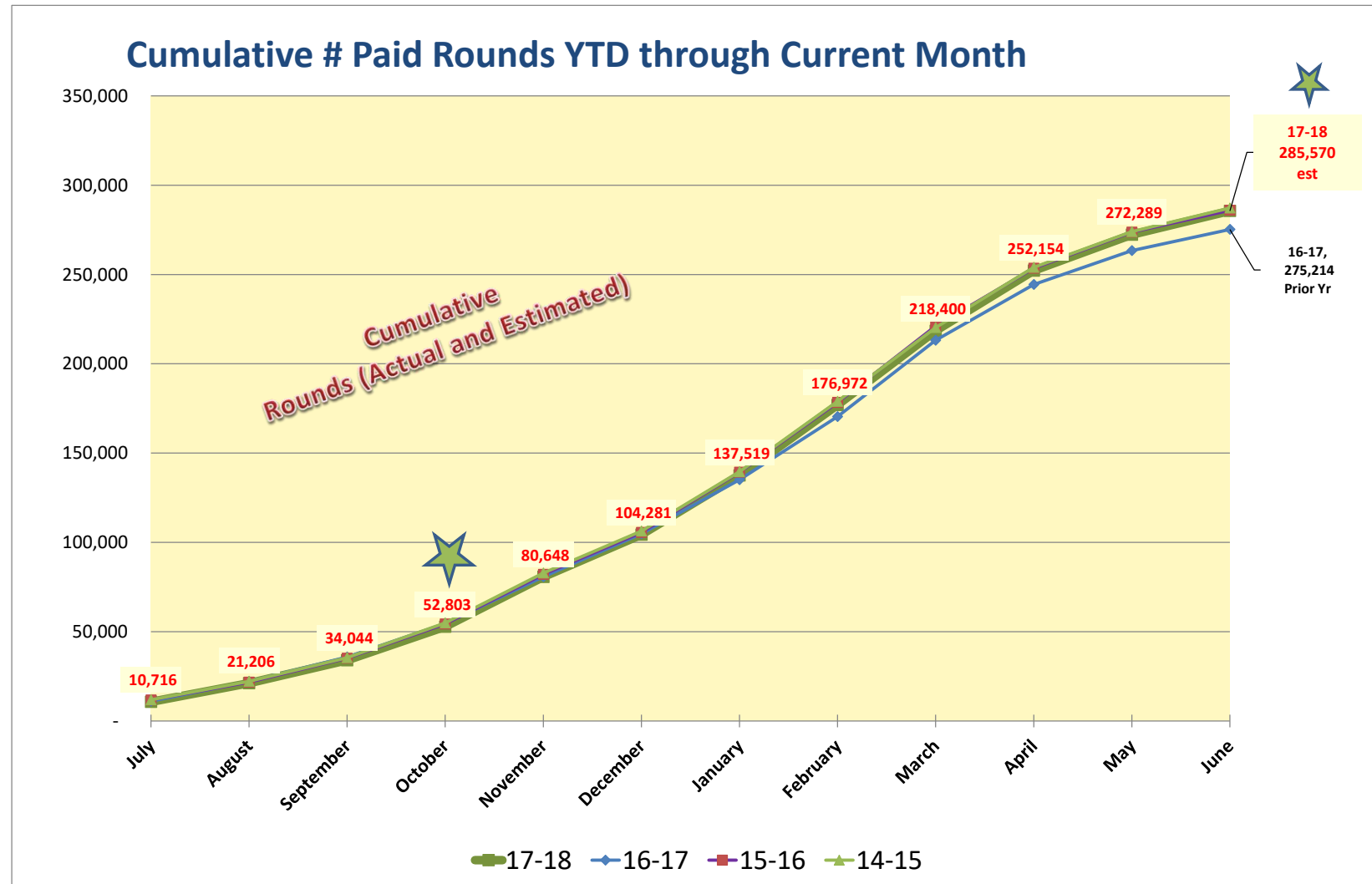
October rounds were below last year by 13 rounds (*this includes Member, Guests, Public, and Comp player types ...excludes golf employees in count).



RECREATION CENTERS OF SUN CITY WEST INC.
Monthly Golf Statistics

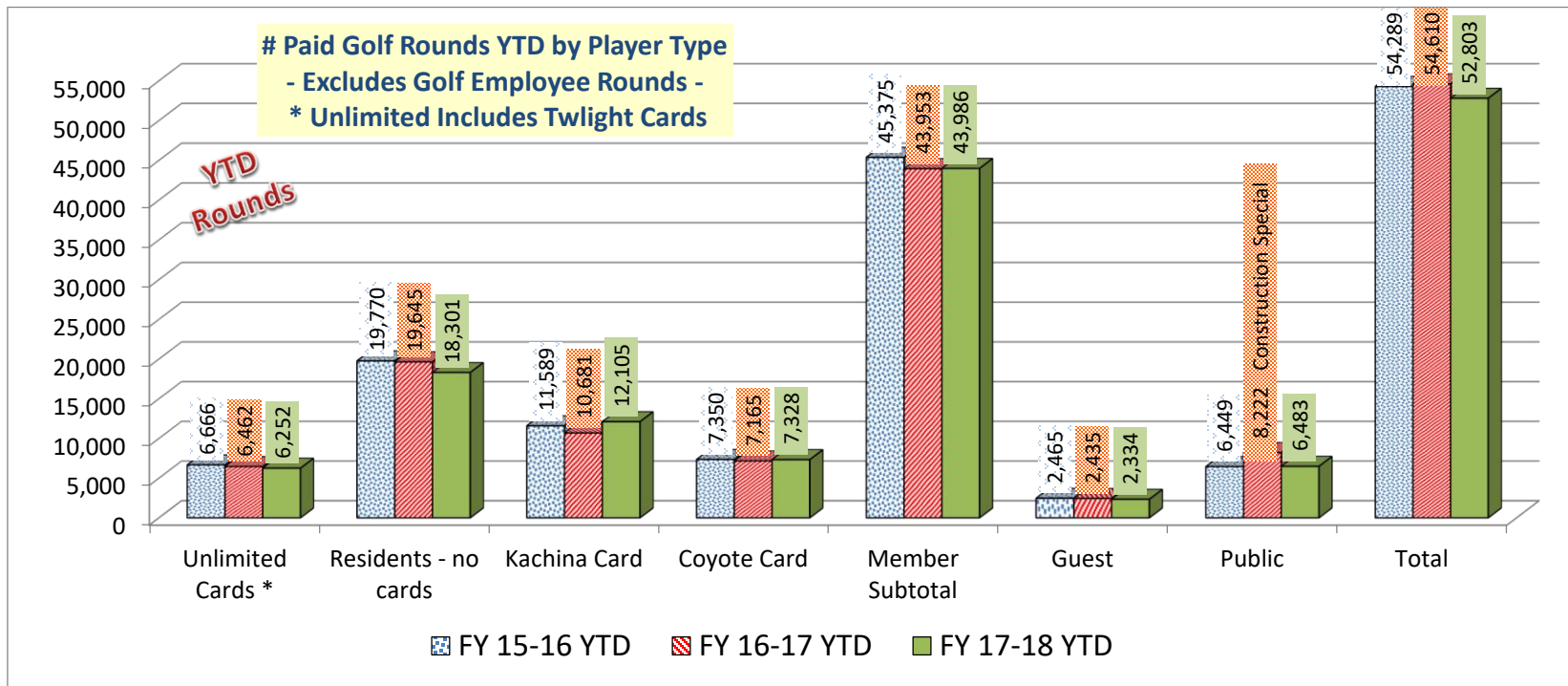
July 1- Oct 31 cumulative rounds were below last year (by 1,807 rounds or -3.4 %). Year-end estimate is 285,570 total rounds.

YTD: Regulation courses were down by 1,534 rounds vs. prior year. Executive courses were down by 273 rounds vs. prior year rounds



RECREATION CENTERS OF SUN CITY WEST INC.
Monthly Golf Statistics

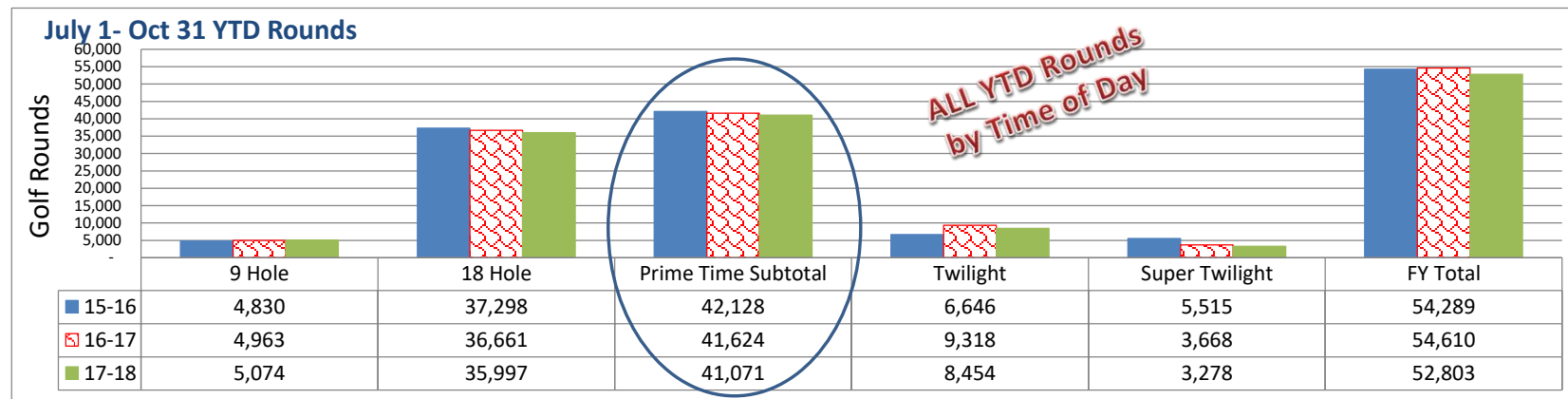
July 1- Oct 31, total rounds are 52,803. This is Down from prior year by 1,807



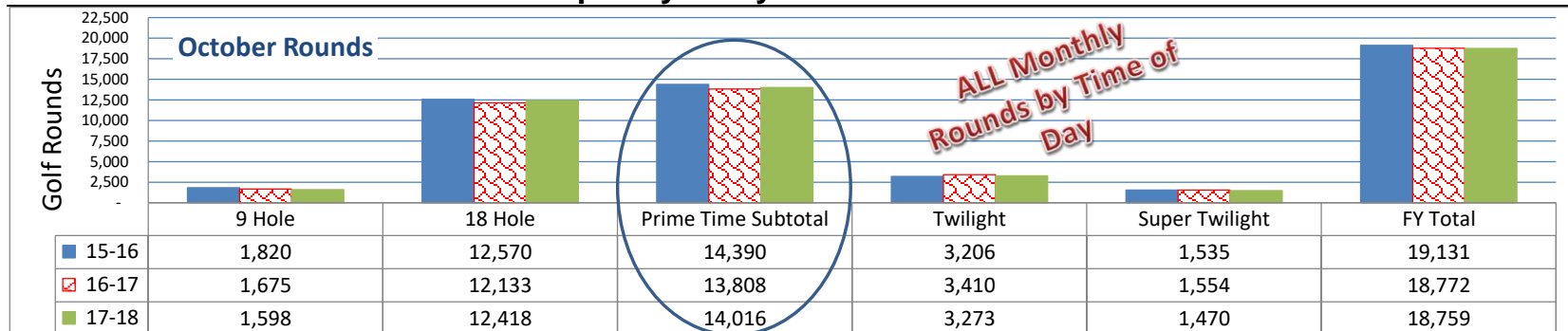
Rounds in October	Unlimited Cards *	Residents - no cards	Kachina Card	Coyote Card	Member Subtotal	Guest	Public	Total
15-16 Oct	1,988	7,391	3,335	2,856	15,570	973	2,588	19,131
16-17 Oct	1,735	7,166	3,248	2,770	14,919	1,075	2,778	18,772
17-18 Oct	1,791	6,929	3,672	2,879	15,271	1,010	2,478	18,759
Month Var - Prior Year	56	-237	424	109	352	-65	-300	-13

RECREATION CENTERS OF SUN CITY WEST INC.
Monthly Golf Statistics

YTD between July 1- Oct 31 Prime time rounds are under prior year by 553 Rounds

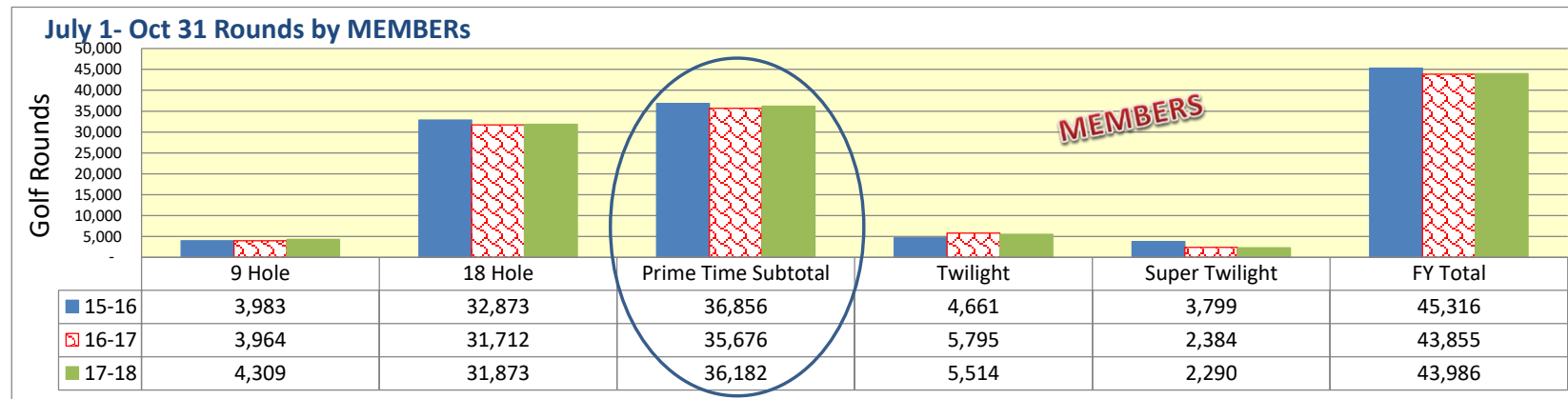


October Prime time rounds are over prior year by 208 Rounds

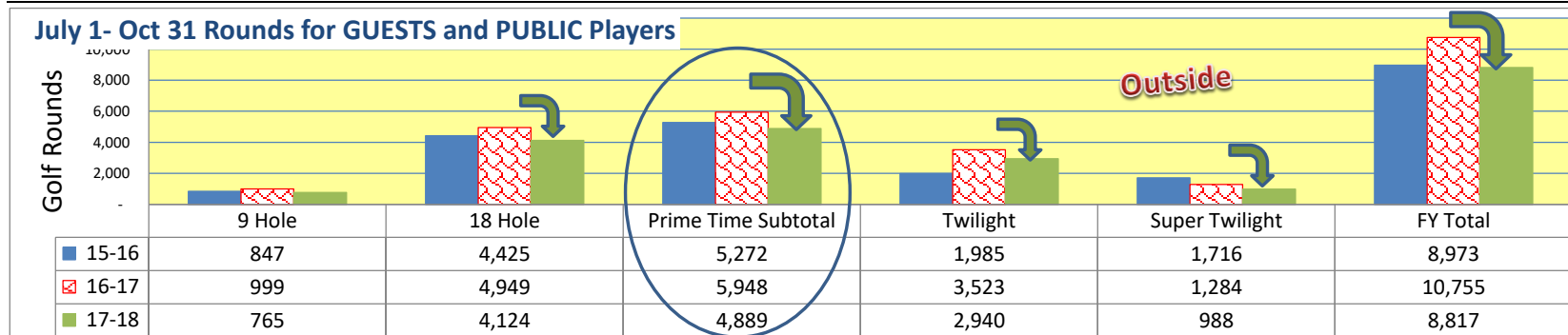


RECREATION CENTERS OF SUN CITY WEST INC.
Monthly Golf Statistics

YTD between July 1- Oct 31, PRIME TIME Member play, compared to prior year, was over by 506 rounds

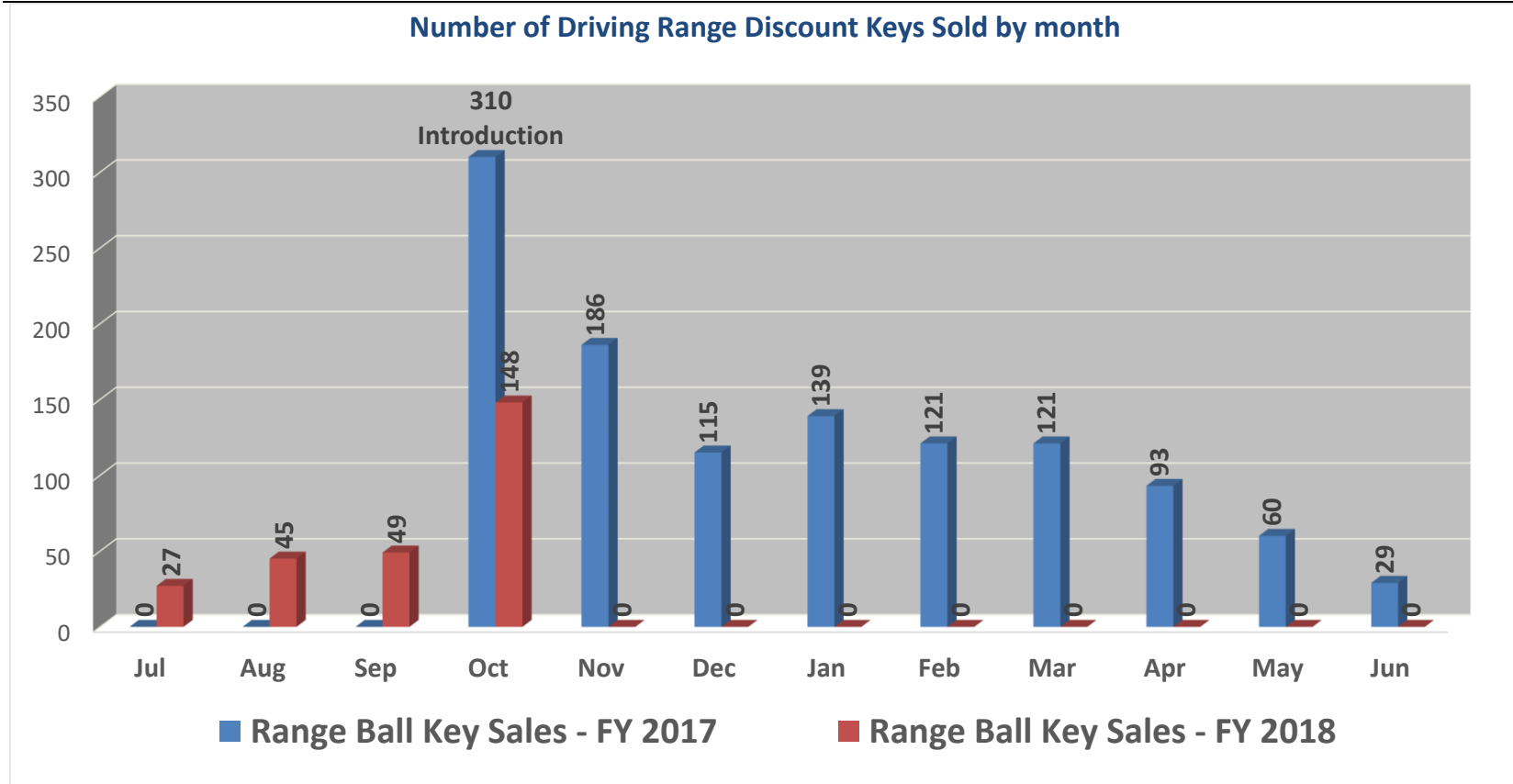


YTD between July 1- Oct 31, PRIME TIME Outside play, compared to prior year, was under by 1,059 rounds... Note: Grandview was closed during this period



RECREATION CENTERS OF SUN CITY WEST INC.
Monthly Golf Statistics

For July 1- Oct 31 YTD in FY 2018, there were 269 driving range keys sold. This key provides a discount on purchases of buckets of balls. Key was introduced in October of FY 2017



RECREATION CENTERS OF SUN CITY WEST INC.
Monthly Golf Statistics

For July 1- Oct 31 YTD, Unlimited Card sales are up by 1 cards vs. prior year. Kachina Card sales are up by 17 cards vs. prior year, and Coyote Card sales are down by 24 cards vs. prior year.

