

RECREATION CENTERS OF SUN CITY WEST INC.
Monthly Golf Statistics



November Golf Report Highlights

November rounds were above last year by 1,444 rounds (*this includes Member, Guests, Public, and Comp player types ...excludes golf employees in count).

July 1- Nov 30 cumulative rounds were below last year (by 363 rounds or -.5 %). Year-end estimate is 285,319 total rounds.

YTD: Regulation courses were down by 1,005 rounds vs. prior year. Executive courses were up by 642 rounds vs. prior year rounds

For July 1- Nov 30 YTD, Unlimited Card sales are up by 2 cards vs. prior year. Kachina Card sales are up by 4 cards vs. prior year, and Coyote Card sales are down by 26 cards vs. prior year.

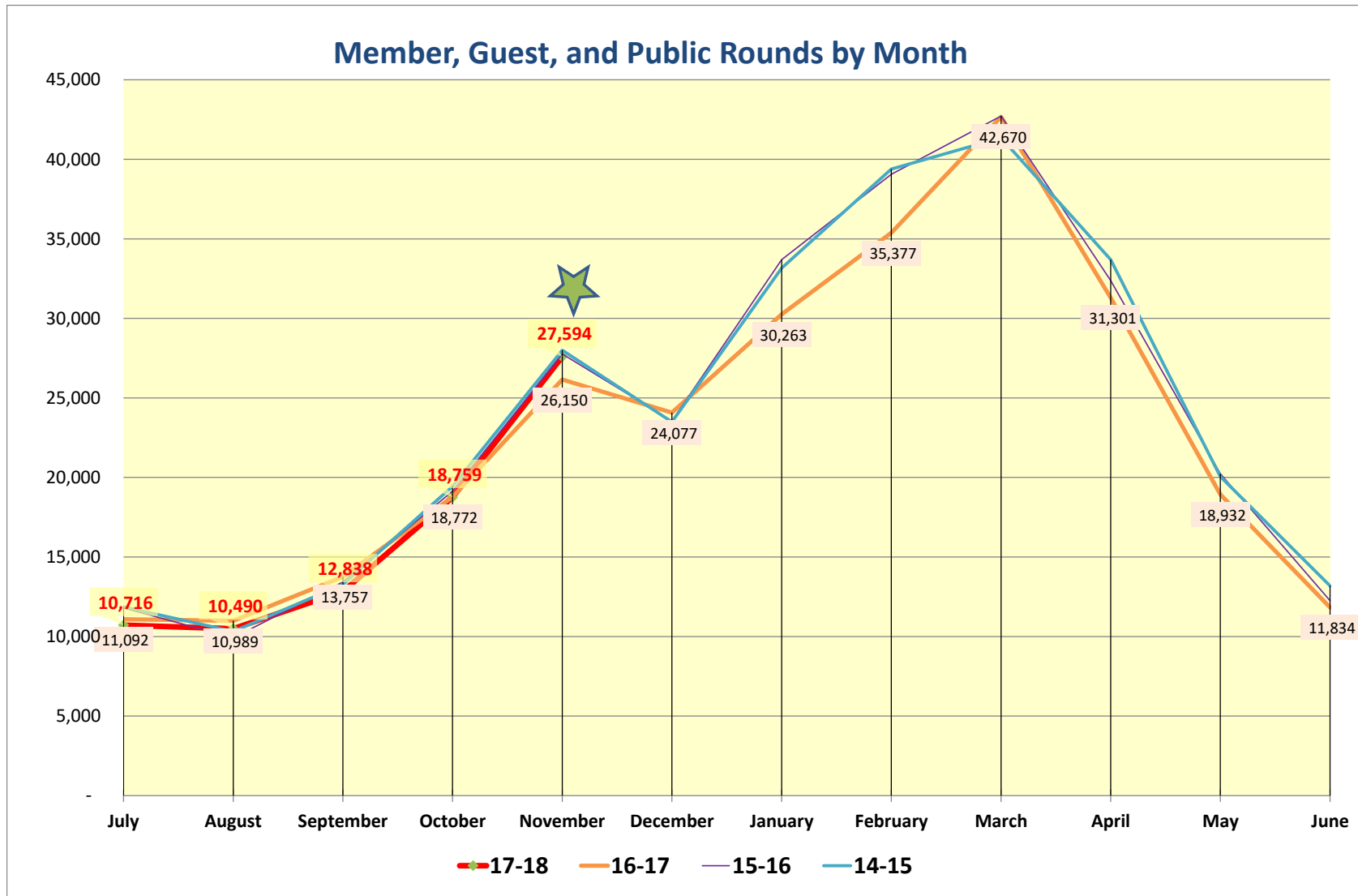
YTD between July 1- Nov 30 Prime time rounds are over prior year by 42 Rounds

For July 1- Nov 30 YTD in FY 2018, there were 445 driving range keys sold. This key provides a discount on purchases of buckets of balls. Key was introduced in October of FY 2017

See charts that follow for further details

RECREATION CENTERS OF SUN CITY WEST INC.
Monthly Golf Statistics

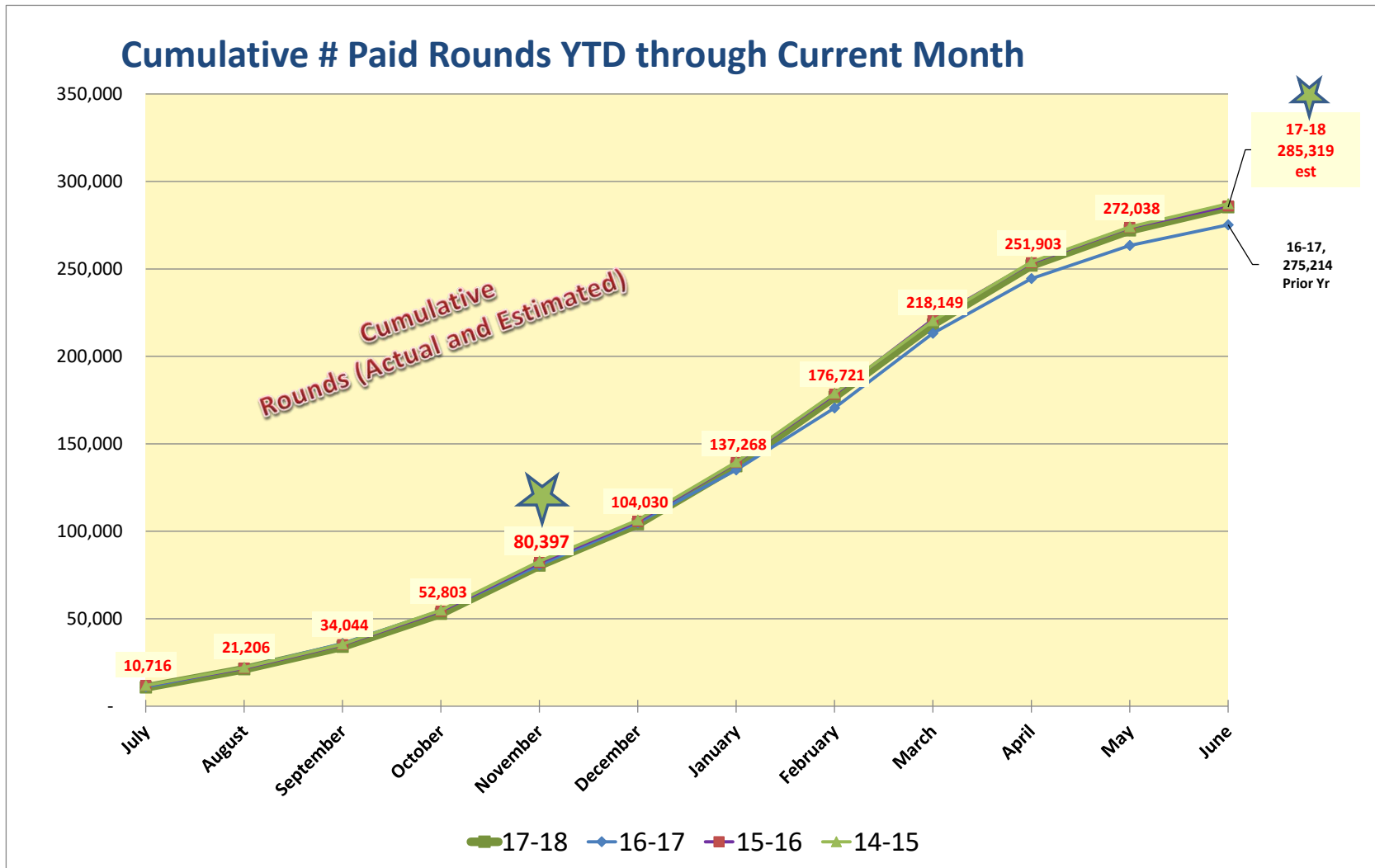
November rounds were above last year by 1,444 rounds (*this includes Member, Guests, Public, and Comp player types ...excludes golf employees in count).



RECREATION CENTERS OF SUN CITY WEST INC.
Monthly Golf Statistics

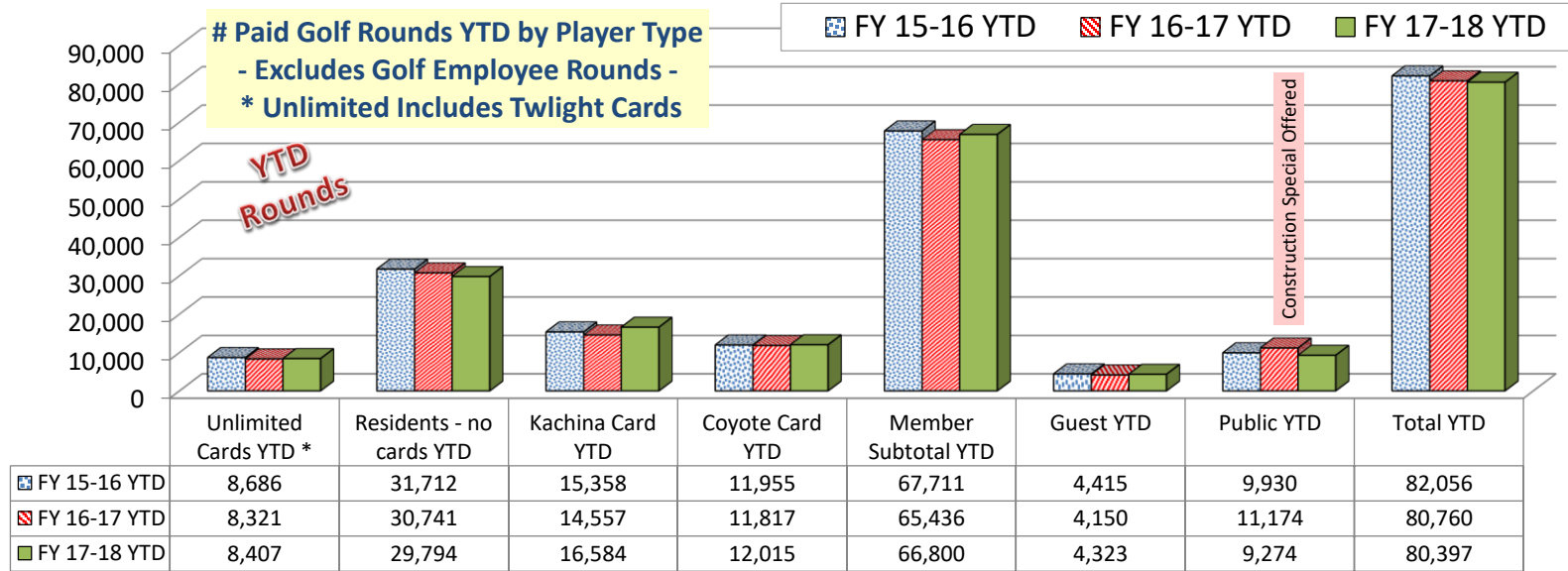
July 1- Nov 30 cumulative rounds were below last year (by 363 rounds or -.5 %). Year-end estimate is 285,319 total rounds.

YTD: Regulation courses were down by 1,005 rounds vs. prior year. Executive courses were up by 642 rounds vs. prior year rounds



RECREATION CENTERS OF SUN CITY WEST INC.
Monthly Golf Statistics

July 1- Nov 30, total rounds are 80,397. This is Down from prior year by 363

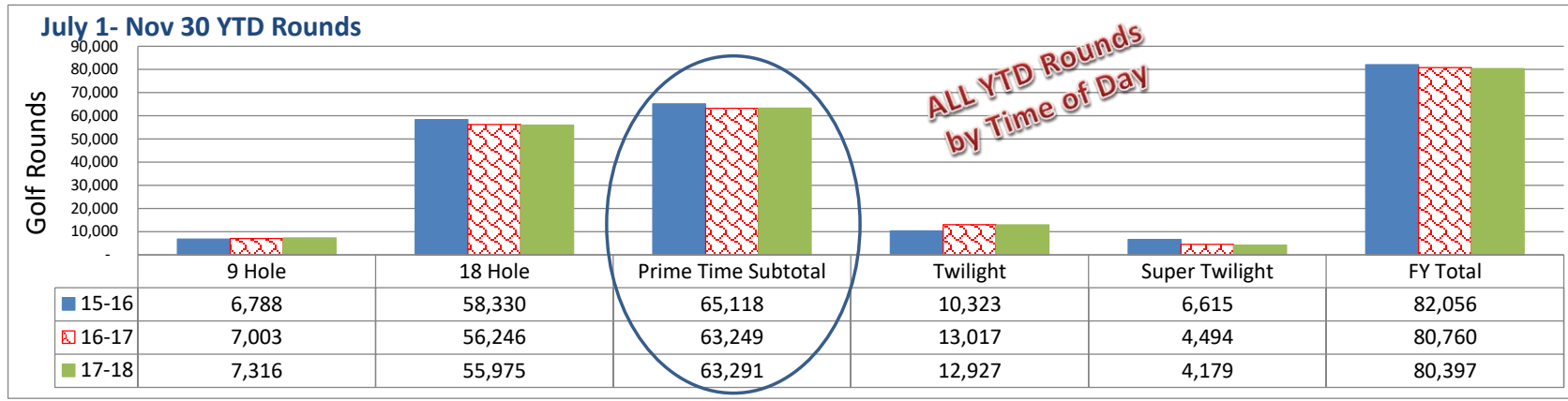


	Unlimited Cards YTD *	Residents - no cards YTD	Kachina Card YTD	Coyote Card YTD	Member Subtotal YTD	Guest YTD	Public YTD	Total YTD
YTD Current vs. Prior year	Up 86	Down (947)	Up 2,027	Up 198	Up 1,364	Up 173	Down (1,900)	Down (363)

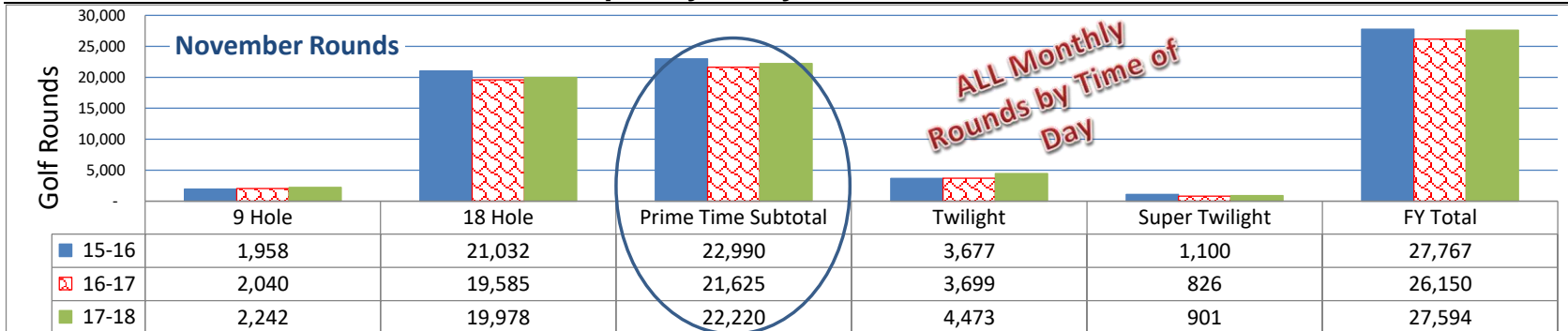
Rounds in November	Unlimited Cards *	Residents - no cards	Kachina Card	Coyote Card	Member Subtotal	Guest	Public	Total
15-16 Nov	2,020	11,942	3,769	4,605	22,336	1,950	3,481	27,767
16-17 Nov	1,859	11,096	3,876	4,652	21,483	1,715	2,952	26,150
17-18 Nov	2,155	11,493	4,479	4,687	22,814	1,989	2,791	27,594
Month Var - Prior Year	296	397	603	35	1,331	274	(161)	1,444

RECREATION CENTERS OF SUN CITY WEST INC.
Monthly Golf Statistics

YTD between July 1- Nov 30 Prime time rounds are over prior year by 42 Rounds

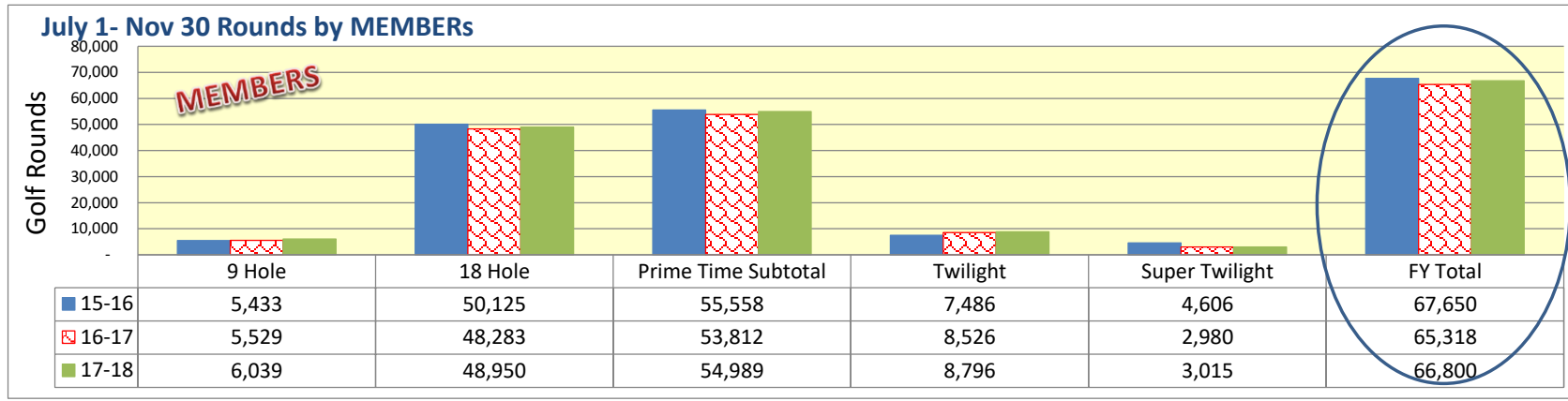


November Prime time rounds are over prior year by 595 Rounds

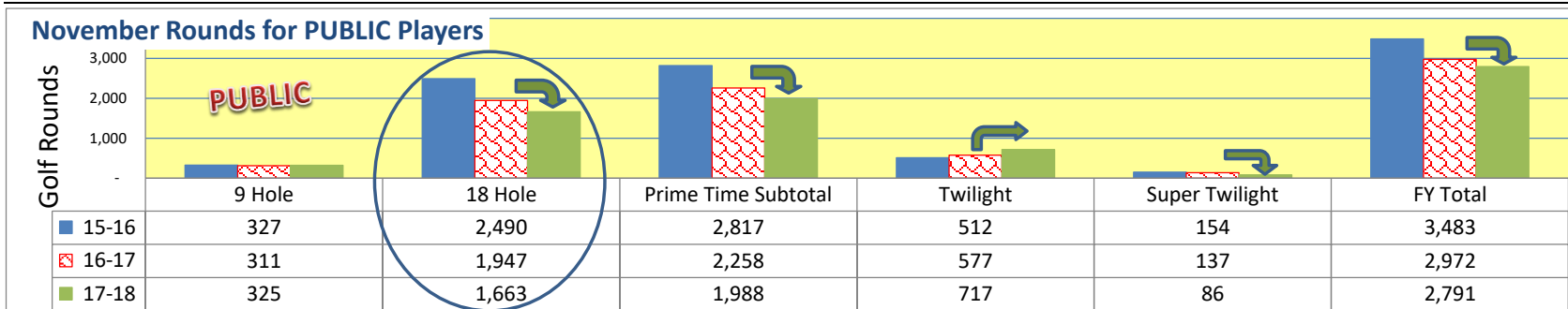


RECREATION CENTERS OF SUN CITY WEST INC.
Monthly Golf Statistics

YTD between July 1- Nov 30, Total Member play, compared to prior year, was over by 1,482 rounds



November 18 Hole rounds for Public play, compared to prior year, was under by 284 rounds.



RECREATION CENTERS OF SUN CITY WEST INC.
Monthly Golf Statistics

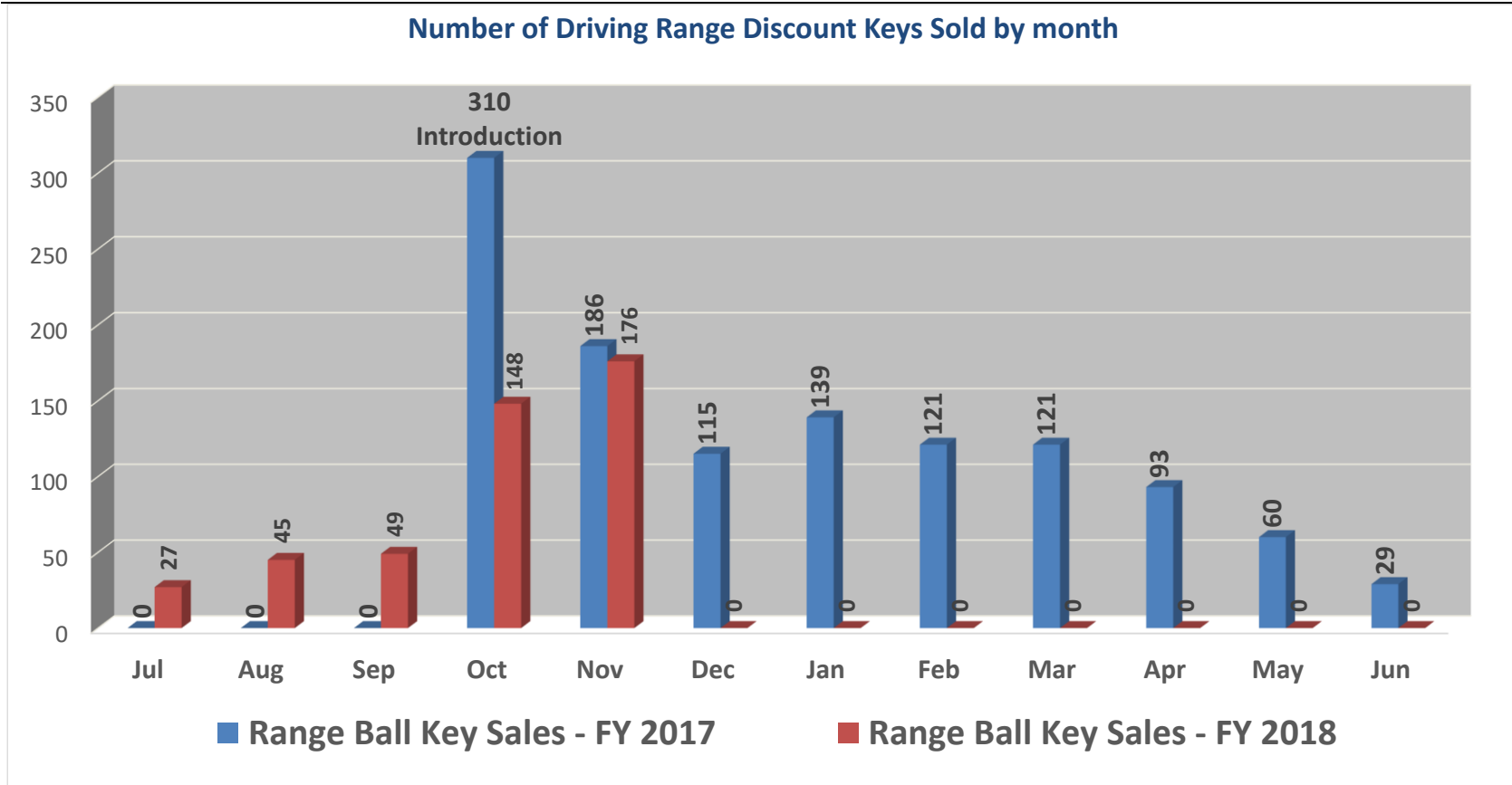
Due to the closure of Grandview this year, Round count was zero in July, August, and September. Public Rounds on Grandview in prior year were 2044

Grandview typically draws Public Players from Sun City Grand. The second highest draw is Deer Valley which draws many public players from Corte Bella.

	July		Aug		Sept		Total for months	
	FY 16-17	FY 17-18	FY 16-17	FY 17-18	FY 16-17	FY 17-18	FY 16-17	FY 17-18
<u>Deer Valley</u> Public Rnds	546	471	437	263	458	496	1,441	1,230
<u>Trail Ridge</u> Public Rnds	385	400	374	290	305	441	1,064	1,131
<u>Pebblebrook</u> Public Rnds		492		421	309	517	309	1,430
<u>Grandview</u> Public Rnds	791		503		750		2,044	0
Total for Months Shown	1,722	1,363	1,314	974	1,822	1,454	4,858	3,791

RECREATION CENTERS OF SUN CITY WEST INC.
Monthly Golf Statistics

For July 1- Nov 30 YTD in FY 2018, there were 445 driving range keys sold. This key provides a discount on purchases of buckets of balls. Key was introduced in October of FY 2017



RECREATION CENTERS OF SUN CITY WEST INC.
Monthly Golf Statistics

For July 1- Nov 30 YTD, Unlimited Card sales are up by 2 cards vs. prior year. Kachina Card sales are up by 4 cards vs. prior year, and Coyote Card sales are down by 26 cards vs. prior year.

